



Attachment

TEACHING MATERIALS
PODCAST JUNIOR HIGH SCHOOL

Materi Pokok

“STUDENTS SPEAKING SKILL BY USING PODCAST METHOD”



Arranged by

NADIA HAGANA BR BANGUN
NPM. 1915020005

**“STUDENTS SPEAKING SKILL BY USING PODCAST
METHOD”**

7 Steps to Presenting Practice Making Podcasts

Steps to Presenting Practice Making Podcasts in a classroom expert from Astrid (2010) :

1. Preparing tools

If you make a podcast practice at school, you usually use simple tools, some of which are prepared by students, namely laptops, microphones, cellphones and others.

2. Select the desired topic

The topics on podcasts are usually in the form of several popular podcast genres, namely finance, comedy, horror, politics, and self-development, which are generally used in schools about self-development and politics as well as finance. You can choose various topics that can be discussed in the podcast, ranging from topics about hobbies to the hottest issues that are being discussed a lot in the community.

3. Form of Podcast Identity

The form of podcast identity is generally about personal, the students as hosts and as resource persons must be able to answer the questions given by the host as well as the host who gives questions to the resource persons in the form of questions according to the personal or the specified topic.

4. Start recording

At this stage students can start recording according to the script provided by the student group, starting by adding improvisation to the podcast so that it doesn't seem boring, besides that students may record directly documenting podcast activities to be uploaded on social media. At this stage the teacher immediately assesses student activity in English.

5. Edit the sound recording

If students want to upload and make their podcasts even better, they can be edited using the editor feature, so that the sound and video look good. Or you can also insert background music to further liven up the atmosphere of the podcast created. So that listeners will not get bored quickly.

2.8 Advantages and Disadvantages of Creating a Podcast

The advantages and disadvantages of creating a podcast are basically the advantages of podcasts are media that provide detailed information by involving several people as resource persons and also as hosts of the conversation. It can be concluded that some information related to the topics discussed with the podcast also listeners don't get bored easily because the podcast makers will make their podcasts as good as possible and attract the listeners.

Creating a podcast requires a large budget for its users because the podcast created will be broadcast on social media and also on television. For this reason, the tools used must also be of good quality, such as a good quality microphone, camera and laptop, editing services as well as resource person services. paid to provide information. At this step, good equipment is needed to make the podcast good, the video is clear and of good quality.

2.8.1 Advantages of Podcasts

- a. At first podcasts were only made like radio or in general people did not understand what podcasts were, as podcast technology developed into one of the useful features in the world of entertainment and education, podcasts were made as attractive as possible so that people and the younger generation are already interested in it. podcasts.
- b. Basically, communication through one direction does not interact much, many amateur channels that are still not qualified to reach it must use a good internet connection because if you don't use a good connection it will be difficult to listen to podcasts smoothly.
- c. Need a Bigger Quota

In addition to needing a good internet connection, the erratic duration makes users of applications that support podcasts have to have a large quota because uploading them must have a large quota, something that we don't want when we watch podcasts with limited quotas will be cut off in the middle of the road.

Before starting Google Podcasts, make sure your quota is sufficient so that it won't break in the middle of the road. In general, of course, it is not comfortable to use applications with limited quota.

Expression of Asking Attention

Expression of asking attention is a method used to ask someone to focus their attention on us, when communicating, of course, we want to get someone's attention and want that person to listen to us so that communication runs smoothly. Basically, when communicating, the fluency of the communication depends on the attention of the other person in listening to our words, if there is no attention in the conversation, misunderstandings often occur because the other person does not listen to our words.

Some examples, for example in the classroom when the teacher teaches, really need attention from students to understand the material given, what if students don't care and don't pay attention when the teacher explains then knowledge and lessons cannot be caught by students. Students also ask for more attention from the teacher to ask some things that students don't know. This expression of asking for attention is something we need, especially when we want other people to listen to what we have to say. So to use an expression like this we can convey clearer information.

Some Sentences of Expression of Asking for Attention:

There are several examples of sentences that can be used for asking for attention. Some expressions must be used at the right time and in the right circumstances, here are some examples:

1. Example of Asking for Attention in Daily Conversation In everyday situations, the sentences below can be used, usually these words are used when you ask for attention from the interlocutor.

- Look what I've got! (Look what I have!)
- Listen up! (Try to listen!) Please, look at me!
- (Please, attention/look at me!)
- Look! (Look!)

- Hey! (Hi!)

2. Examples of Asking for Attention in Class There are several expressions that can be used in learning situations in the classroom. Especially when the teacher is teaching the words and expressions below are often used by teachers to get the attention of students who are not paying attention when the teacher is giving the material. If students are the percentage ahead of the class, the sentences below are also often used to get attention.

- Eyes on the board, please! (Please look at the blackboard!)
- Eyes on me, please! (Please pay attention to the front/me!)
- Pay attention, please! (Attention please!)
- Attention, please! (Attention please!)

3. Example of Asking for Attention with Name

Usually to get the attention of people not only with ordinary sentences, you can also add a name to the sentence that is used to get the attention of the person for a conversation according to the context of the conversation. The following are examples of some expression sentences by mentioning names

- Bella, please look at me!
- Dody, Please, drive slowly!
- Reza ,Please, leave me alone!
- Sinta ,Explain the process please!
- Bayu, pay attention, please!

4. "Excuse Me" for Asking for Attention

Words that are often used when you want to ask a question, or ask for help politely, an example of an expression asking for attention that you can use is Excuse Me. In Indonesian, excuse me can be interpreted as excuse me, the expression excuse me is usually used when you want to get the attention of someone who is doing other activities and you know that you are likely to disturb or interrupt that person's activities. Example sentences are as follows.

- Excuse me, Maam!(Excuse me, Mom!)
- Excuse me, sir! (Excuse me, Sir!)

5. Using imperative sentences and interrogative sentences The expression of asking for attention is included in the command sentence, sometimes misunderstandings can occur if we express it with words that some people think are impolite to overcome this, we can use the word "Please" so that there are no misunderstandings and it looks more polite, here are some examples of expressions. politely asking for attention:

- Could you look at me please? (Can you pay attention to me?)
- Can you listen carefully? (Can you listen?)
- Can you look at the board please? (Can you see the blackboard?)
- May I have your attention, please? (Can I get your attention?)
- Would you pay attention please? (Can you pay attention?)
- Would you please pay attention to what I'm saying?
- If someone asks for attention, then the answer that can be said is as follows:
 - Yes, please (Yes)
 - All right. (Okay)
 - Certainly. (Certain)
 - What's that? Tell me, please. (What is it? Please tell me.)

The following is an example of a dialogue about attention as follows:

Dialogue 1

- Gigi: Hi, Zil. Would you mind giving me your attention for a second?
- Zila : Of course not. What's up?
- Gigi: I just wanted to say that I really appreciate you giving me your special clothes.
- Zila: You're welcome. I'm happy to bring it . If you need more clothes you can call me okey
- Gigi: Thanks. I will.
- Dialogue 2
- Yona: Hello, Excuse me.
- Wely: Yeah?
- Yona: I think its yours you dropped this.

- Wely: Oh, that's my wallet. Thank you so much.
- Yona: You're welcome. Please be more careful next time okay?
- Wely: I will. Thanks!

Discussion: To get an attention is an action in asking for attention in English. When we want to ask for the attention of others in the crowd, make sure that person pays attention to you too. Expressing of attention is an expression that can be used anywhere under certain conditions and must be in accordance with the context when we want to get attention from others when we want to convey something . The word or phrase used is usually given an exclamation mark as a symbol to give emphasis when saying it. The following are included in the words or phrases that can be used, including the following:

- Hi! / Hey / Hello!
- Excuse me! Dita, Sita, Ela (calling name)
- Listen up! May I have your attention, please?
- Attention, please! Give me attention, please!
- Look! / look at this! / look at that!

2.10.2 Expression of Giving Attention

Expression of Giving Attentions In general, the meaning of giving attention is to pay attention where asking attention is to be noticed, giving attention is to pay attention. When we want to be noticed, our interlocutor must pay attention to us, the words used in giving attention or the response to a request for attention differs according to the conversation that is taking place. To succeed in communication with the expression of asking attention is to make sure the other person responds and pays attention to us, for example when a teacher teaches some students do not pay attention to the teacher then failing to get the material given by the teacher the need to pay attention will go well. Some words that can be used to answer a question about attention that can be used in a healthy manner both formal and informal.

The following is an example of an expression of giving attention:

- Giving Attention

- I see.
- Tell me more about it.
- Really?
- What happens next?
- And then what?
- What's next?
- Is that all?

- That's alright
- I see. Tell me more about it.
- What should I do to cheer you up?
- I really care about you?
- Don't you worry. I'm with you.

The following is a response to the sentence giving attention, which is an expression to give attention or show your affection to someone, giving attention also not only in classroom situations but in everyday life that we live when we see someone who is sick, needs attention, someone who has problems, we can give and response attention to them.

The following is an example of giving attention expression dialogue:

Example Dialog 1.

- Ana: Attention, please!
- Cindy and Belle: What is it, Ana?
- Ana: As for tonight, all of you cannot watch TV past 8 PM! (Starting tonight, all of you can't watch TV after 8pm!)
- Cindy and Belle: Why?
- Ana : because there is a blackout tonight
- Cindy: Really?
- Ana : Sure, prepare for tonight

Example Dialog 2.

- Nancy: Can you look at me for a second?
- Nova: Yes, what happened?

- Nancy: Is there something wrong with my hair?
- Nova: No. Everything is fine. Nancy: Really?
- Nova : Yes you can see it in that mirror
- Nancy : Okay thanks Nova

Attention is a common word when said by someone who pays attention to us becomes something very valuable, when feeling difficult or in problems attention becomes the solution to the problem, the form of attention can be a support system for someone. The importance of responding and focusing on something is a valuable concern for teachers as well as someone who needs attention.



Teaching and Learning Activities

(SIKLUS I)

Experimental Class using Podcast Media

Subjects : English

Class/Semester : IX/2

Theme : Asking and Giving Attentions

Aspect/Skill : Speaking English

Time Allocation : 40 minutes

Academic Year : 2022-2023

Target Words : Attention, please! ,Excuse me, Maam, Yes, please etc ...

I. Competency Standards

- Students understand how to introduce themselves using English.
- Communicate orally and in writing using vocabulary that has been learned fluently and accurately.

II. Basic competencies

- Able to pronounce vocabulary correctly in asking and giving attentions.
- Understand make a sentences with asking and giving attentions.
- Be able to use the vocabulary learned in conversation.

III. Indicator

- Students understand the use of asking and giving attention in podcast practice.
- Students are able to speak English according to the theme and text of the podcast provided.

IV. Activity Steps:

a. Preliminary activities.

- Greeting (Give greetings and greetings).
- Questions and answers on various matters related to the condition of students.
- Student attendance.
- Giving motivation to students.

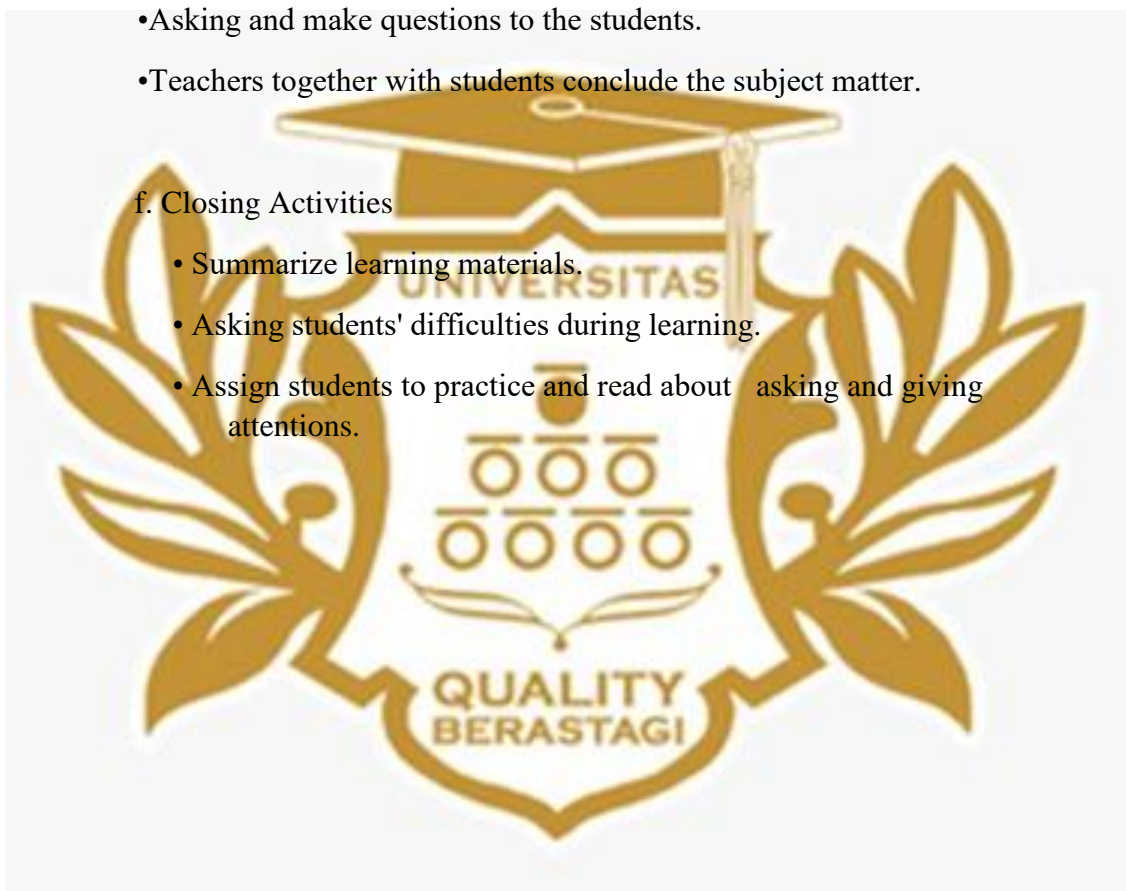
b. Core

- Researchers do apperception, to find out condition of student readiness.
- Tell the material to be studied.
- Convey the learning objectives to be achieved by students after the teaching.

- Asking and make questions to the students.
- Teachers together with students conclude the subject matter.

f. Closing Activities

- Summarize learning materials.
- Asking students' difficulties during learning.
- Assign students to practice and read about asking and giving attentions.



CYCLE I TEST QUESTIONS

NAMA : _____

Exercise: Answer the following questions!

Complete the dialogue below (for questions number 1 and 2)

Rafasya: Do you know, my new roommate is very choosy. I don't like her character.

Gilang : Really?

Rafasya: Embarrassing. He just talks big!

Gilang : Mmmmh....

Rafasya: She is only concerned with herself and told about his branded things.

Gilang : Really?

1. The underlined word is showing ...

- A. Showing interesting news
- B. Responding Admiration
- C. Asking Attention
- D. Responding of certainty
- E. Showing Attention**

2. Why Rafasya very angry with his new girlfriend?

- A. She is annoying
- B. She is generous
- C. She is very talkative**
- D. She is very kind
- E. She is very nice

Complete the dialogue below (for question number 3)

Lukman: A terrible thing happened to me yesterday. My mom was very angry to me.

Ikhsan: Oh my God. Why?

Lukman: I lost my motorcycle when I parked it in front of the bookstore.

Ikhsan: Oh No !! _____.

3. Why Rangga's mother was very angry?

- A. Rangga had lost his motorcycle**
- B. Rangga has stolen a motorcycle
- C. Rangga was parked in front of the bookstore
- D. Rangga told Riadi that his motorcycle was lost

E. Rangga bought a new motorcycle

4. The suitable expression to complete the dialogue is ...

A. It sound nice

B. Buy a new one

C. I am really happy to hear that

D. I'm sorry to hear that.

E. You can do it

Complete the dialogue below (for questions number 4 and 5)

Mr. Iqbal: Hello students, Can I have your attention, please? In this part of the test, you will hear some dialogues and questions spoken in English. The questions and the dialogues will be spoken twice. They will not be printed in your test book, so you must listen carefully to understand what the speakers are saying. After you listen to the dialogue and the question about it, read the five possible answers, and decide which one would be the best answer to the question you have heard. Now listen to a sample question.

Students: That's alright, Sir.

5. The underlined expression expresses

A. Expressing satisfaction

B. Making an appointment

C. Asking Attention

D. Giving Attention

E. Declining Attention





UNIVERSITAS QUALITY BERASTAGI
FAKULTAS KEGURUAN DAN ILMU PENDIDIKAN

Peceren - Lau Gumba Kec. Berastagi Kab. Karo, Sumatera Utara. telp. (0628) 92188
web : www.uqb.ac.id | e-mail : info@uqb.ac.id

REPORT OF THESIS GUIDANCE

Student Name : Nadia Hagana Br Bangun
NPM : 1915020005
Program studi : PBING
Thesis Title : "THE IMPROVING OF STUDENTS SPEAKING SKILL BY USING
POTCASH METHOD IN LEDJEN JUNIOR HIGH SCHOOL
2022/2023"

No	Tanggal	Topik Bahasan	Saran/Perbaikan	Tanda Tangan Pembimbing
1	19/11/2022	BAB I + Cover	Penambahan Isi Pada Latar Belakang	
2	20/12/2022	BAB II	Penambahan teori Para Ahli	
3	11/01/2023	BAB III + Daptor Pustaka	Perbaikan Prosedur Penelitian Penulisan daptar Pustaka	
4	16/01/2023	Acc Proposal		
5	12/03/2023	Acc BAB IV dan BAB V		
6	05/06/2023	Acc Meja Hijau	Meja Hijau	

Student

Primary Supervisor

Diketahui :
Dean

Nadia Hagana Br Bangun
NPM. 1915020005

Jenita Anjani Sembiring S.Pd.,M.Pd
NIDN. 0121019001

Dr. Joen Parningotan, S.Pd.,M.Pd
NIDN. 0107118802



UNIVERSITAS QUALITY BERASTAGI
FAKULTAS KEGURUAN DAN ILMU PENDIDIKAN

Peceren - Lau Gumba Kec. Berastagi Kab. Karo, Sumatera Utara, telp. (0628) 92188
web : www.uqb.ac.id | e-mail : info@uqb.ac.id

REPORT OF THESIS GUIDANCE

Student Name : Nadia Hagana Br Bangun
NPM : 1915020005
Program studi : PBING
Thesis Title : "THE IMPROVING OF STUDENTS SPEAKING SKILL BY USING
POTCASH METHOD IN LEDJEN JUNIOR HIGH SCHOOL
2022/2023"

No	Tanggal	Topik Bahasan	Saran/Perbaikan	Tanda Tangan Pembimbing
1	19/11/2022	BAB I + Cover	Perbaiki cover, sistematisa Penulisan, perbaiki kalimat	
2	17/12/2022	BAB II	Penulisan rujukan teori, Penulisan bahasa latin, Perbaiki rata kiri rata kanan	
3	25/01/2023	Acc Sempro	Seminar proposal	
4	21/03/2023	Acc SemHas	Seminar Hasil	
5	05/06/2023	Acc Meja Hijau	Meja Hijau	

Student

Nadia Hagana Br Bangun
NPM. 1915020005

Primary Supervisor

Frisilla Sembiring S.Pd.,M.Pd
NIDN. 01030329201

Diketahui :
Dean

Dr. Joen Parningotan, S.Pd.,M.Pd
NIDN. 0107118802

Student Activity Observation Sheet

No	ASPECTS OBSERVED	ASSESSMENT				
		1	2	3	4	5
1.	Preparing study materials					
2.	Prepare to take part in the learning process					
3.	Listen to the teacher's explanation					
4.	Pay attention and take notes on the teacher's explanation					
5.	Active in learning					
6.	Courage to give opinions					
7.	Ability to answer teacher's questions					
8.	Fun learning					
9.	Good activity in solving problems					
Amount						

Information:

Score=5=Very high, 4=High, 3=Moderate, 2=Low, 1=Very Low



Teaching and Learning Activities

(SIKLUS II)

Experimental Class using Podcast Media

Subjects	: English
Class/Semester	: IX/2
Theme	: Practice Podcast Media
Aspect/Skill	: Speaking English
Time Allocation	: 50 minutes
Academic Year	: 2022-2023
Target Words	: Attention, please! ,Excuse me, Maam, Yes, please etc ...

I. Competency Standards

- Students understand how to practice podcasts in front of the class with the group in the section.
- Communicate orally and in writing using the vocabulary that has been learned fluently and precisely, with the students who will be the hosts and as resource persons.

II. Basic competencies

- Be able to pronounce the vocabulary correctly in asking and giving attention when practicing the podcast.
- Understanding of making question sentences about daily activities
- Be able to use the vocabulary learned in conversation.

III. Indicator

- Students understand the use of practicing speaking with podcast practice
- Students are able to speak English according to the theme and podcast text provided.

IV. Activity Steps:

A. Preliminary activities.

- Greeting (Give greetings and greetings).

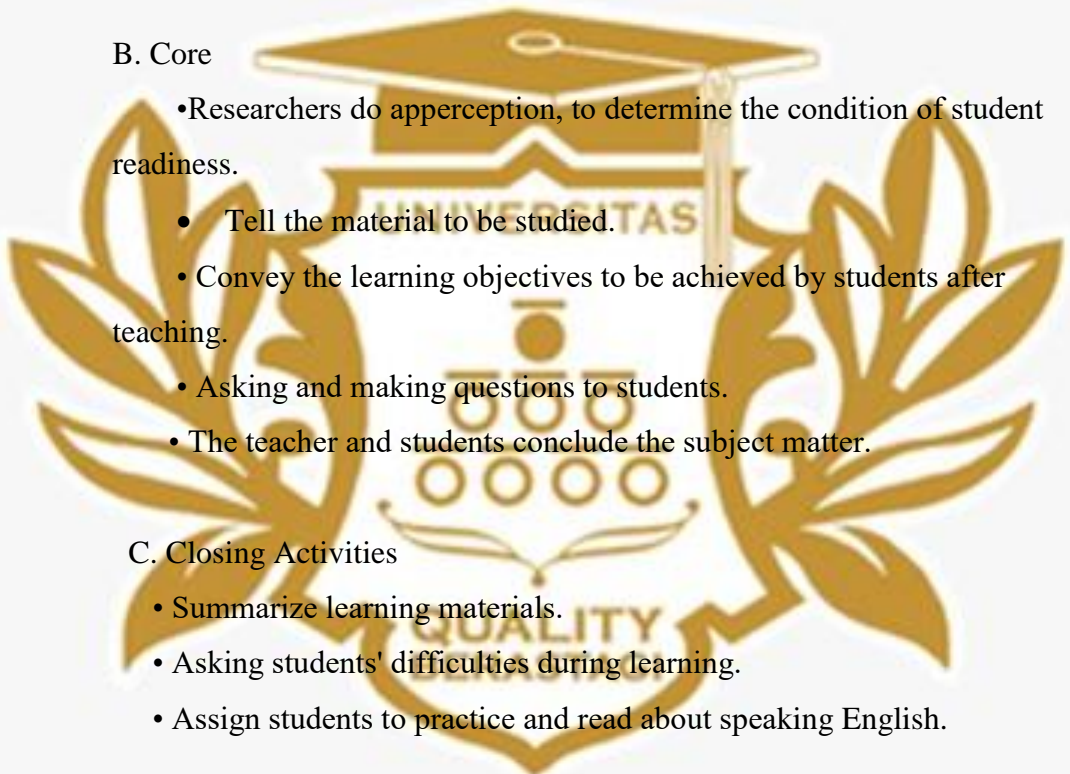
- Frequently asked questions about various matters related to the student's condition.
- Student attendance.
 - Provide motivation to students.
 - Prepare tools and materials for podcast practice such as laptops, headsets etc...
 - Prepare conversations and dialogues that will be displayed.
 - Dividing the group of students who will be performed.

B. Core

- Researchers do apperception, to determine the condition of student readiness.
 - Tell the material to be studied.
 - Convey the learning objectives to be achieved by students after teaching.
 - Asking and making questions to students.
 - The teacher and students conclude the subject matter.

C. Closing Activities

- Summarize learning materials.
- Asking students' difficulties during learning.
- Assign students to practice and read about speaking English.

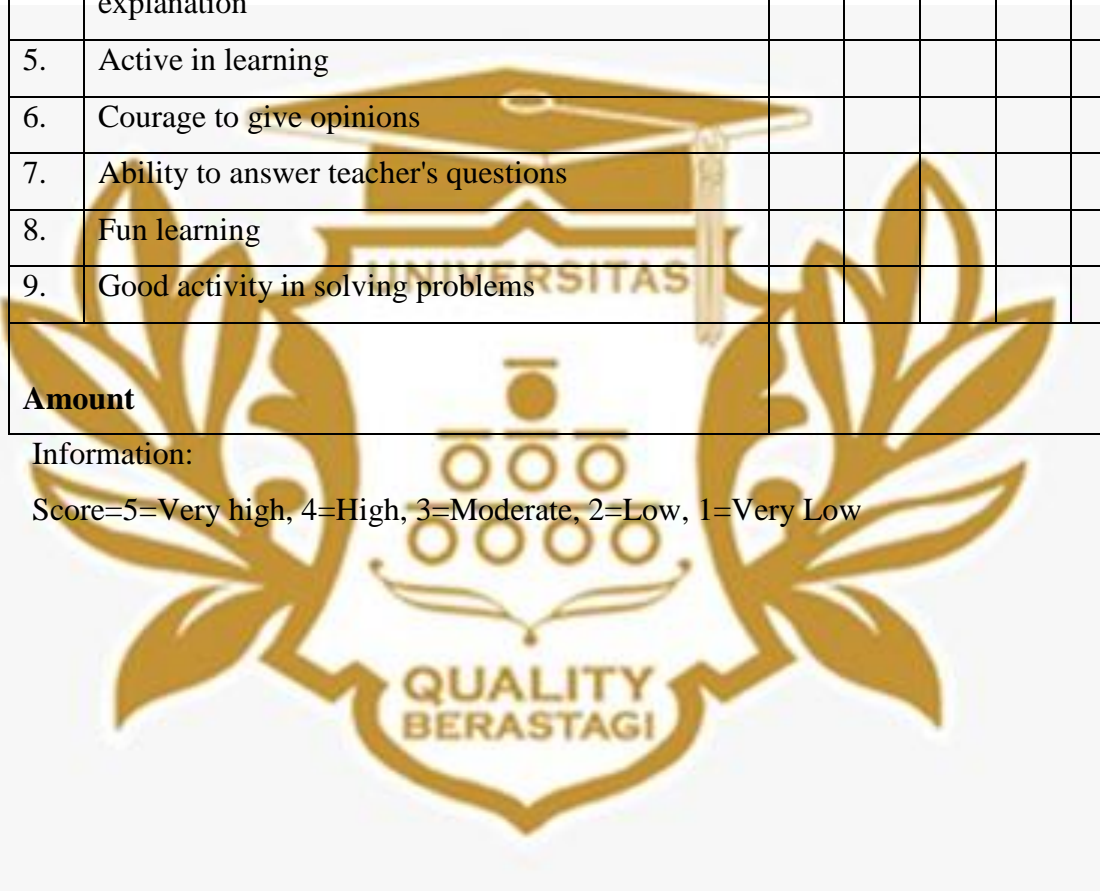


Student Activity Observation Sheet

No	ASPECTS OBSERVED	ASSESSMENT				
		1	2	3	4	5
1.	Preparing study materials					
2.	Prepare to take part in the learning process					
3.	Listen to the teacher's explanation					
4.	Pay attention and take notes on the teacher's explanation					
5.	Active in learning					
6.	Courage to give opinions					
7.	Ability to answer teacher's questions					
8.	Fun learning					
9.	Good activity in solving problems					
Amount						

Information:

Score=5=Very high, 4=High, 3=Moderate, 2=Low, 1=Very Low



CYCLE II TEST QUESTIONS

NAMA : _____

1. As previously explained ejournal Mufidah Nur, what is the ease of accessing Podcasts?

answer: This is evidenced by the existence of educational institutions in the United States which have used Podcasts a lot as a new way of delivering material (Mulyani, 2021). In addition, Podcasts can be used in learning in the digital era because they can be accessed by students anywhere and anytime.

2. Explain steps to Presenting Practice Making Podcasts in a classroom !

answer:

a. Preparing tools

If you make a practice podcast at school, you usually use simple tools, some of which are prepared by students, namely laptops, microphones, cellphones and others.

b. Select the desired topic

The topics on podcasts are usually in the form of several popular podcast genres, namely finance, comedy, horror, politics, and self-development, which are generally used in schools about self-development and politics as well as finance. You can choose various topics that can be discussed in the podcast, ranging from topics about hobbies to the hottest issues that are being discussed a lot in the community.

c. Form of Podcast Identity

The form of podcast identity is generally about personal, the students as hosts and as resource persons must be able to answer the questions

given by the host as well as the host who gives questions to the resource persons in the form of questions according to the personal or the specified topic.

d. Start recording

At this stage students can start recording according to the script provided by the student group, starting by adding improvisation to the podcast so that it doesn't seem boring, besides that students may record directly documenting podcast activities to be uploaded on social media. At this stage the teacher immediately assesses student activity in English.

e. Edit the sound recording

If students want to upload and make their podcasts even better, they can be edited using the editor feature, so that the sound and video look good.

3. What are the advantages and disadvantages of creating a podcast?

answer: The advantages and disadvantages of creating a podcast are basically the advantages of podcasts are media that provide detailed information by involving several people as resource persons and also as hosts of the conversation

4. why do podcasts need a Bigger Quota?

answer: podcasts need a Bigger Quota In addition to needing a good internet connection, the erratic duration makes users of applications that support podcasts have to have a large quota because uploading them must have a large quota, something we don't want when we watch podcasts with limited quotas will be cut off in the middle of the road.

5. Explain about Interview Podcast!

Answer: If previously the solo type only contained 1 host, the podcast interview is the type that contains dialogue between several people in an interview context.

Guests or resource persons who are invited do not have to consist of just one person, but can also be in the form of a group. Podcast interview guests are people who will be different in each episode, according to the theme presented.





YAYASAN PERGURUAN NASIONAL TK-SD-SMP LETJEN JAMIN GINTING'S BERASTAGI
SMP SWASTA LETJEN JAMIN GINTING'S BERASTAGI
Jalan Veteran Gang Serasi no. 88 Kel. Gundaling II Kec. Berastagi Kab. Karo-SUMUT 22152
Telepon : 082162400940, NPSN : 10220443 Email : smpletjen@yahoo.com

SURAT KETERANGAN
No. 976 / SMPS – LJG /SK/IV/2023

Saya yang bertanda tangan dibawah ini Kepala Sekolah SMP Swasta Letjen Jamin Ginting's Berastagi, menerangkan bahwa :

Nama : Nadia Hagana Br Bangun
NIM : 1915020005
Fakultas : FKIP
Jurusan : Pendidikan Bahasa Inggris
Judul Skripsi : The Improving Student Speaking Skills by Using Podcast Media
In Letjen Jamin Ginting's Berastagi Junior High School
2022/2023

Yang bersangkutan telah melakukan penelitian di SMP Swasta Letjen Jamin Ginting's Berastagi pada tanggal 15 Maret 2023 sampai dengan 1 April 2023

Surat keterangan ini diberikan agar dapat dipergunakan sebagaimana mestinya .



NIP. -

DOKUMENTASI PENELITIAN



