

RENCANA PELAKSANAAN PEMBELAJARAN

(SIKLUS I)

Mata Pelajaran : Bahasa Inggris

Kelas : X

Alokasi Waktu : 2 x 35 menit

A. STANDAR KOMPETENSI

8. Menulis

Mengungkapkan pikiran, perasaan dan informasi secara tertulis dalam bentuk karangan, pengumuman dan tulisan lainnya.

B. KOMPETENSI DASAR

8.1 Menyusun karangan tentang topik sederhana berbagai topik sederhana dengan penggunaan tulisan yang tepat

C. INDIKATOR

1. Mengamati Gambar
2. Menyusun kerangka karangan
3. Mengembangkan kerangka karangan menjadi padu
4. Membaca karangan

D. TUJUAN PEMBELAJARAN

1. Siswa dapat menyusun berbagai topik sederhana berdasarkan rangkaian gambar
2. Siswa menentukan tema karangan
3. Siswa menyusun kerangka karangan
4. Siswa mengembangkan karangan menjadikarangan yang padu
5. Siswa dapat menggunakan ejaan yang sesuai dan tepat

E. MATERI

Mengulis Narrative Text

F. METODE PEMBELAJARAN

1. Ceramah

2. Pemberian tugas

G. LANGKAH-LANGKAH PEMBELAJARAN

Kegiatan Pembelajaran		Waktu
Kegiatan Awal	-Membuka pelajaran, berdoa dan mengadakan presensi	5 Menit
	-Guru melakukan apersepsi terhadap materi yang akan diajarkan, apersepsi berupa pertanyaan tentang materi yang sebelumnya diajarkan yaitu menulis karangan berdasarkan pengalaman pribadi	5 Menit
Kegiatan Inti	<p>Eksplorasi</p> <ul style="list-style-type: none">-Guru menampilkan wall chart di papan tulis-Siswa memperhatikan wall chart di papan tulis- Guru menjelaskan pengertian narrative text dan unsur yang harus diperhatikan dalam menulis narrative text <p>Elaborasi</p> <ul style="list-style-type: none">-Siswa diminta menentukan judul dari wall chart yang ditampilkan- Dengan bimbingan guru, siswa menentukan kalimat dari setiap chart <p>-Siswa menyusun kerangka karangan</p> <p>-Siswa mengembangkan karangan menjadi padu</p> <p>-Siswa di test menulis karangan dari wall cart yang ditampilkan</p>	50 Menit
Kegiatan Akhir	<p>Konfirmasi</p> <ul style="list-style-type: none">-Siswa dengan bimbingan guru menyimpulkan materi yang telah diajarkan-Guru menutup pelajaran	10 Menit

Mengetahui

Kabanjahe, Juli 2022

Guru Bahasa Inggris Kelas X

Peneliti

Klaudia Maya Ginting



**LEMBAR PENGAMATAN PELAKSANAAN PEMBELAJARAN
(AKTIVITAS GURU SIKLUS I)**

Mata Pelajaran	Bahasa Inggris
Pokok Bahasan	Menulis Narrative Text
Hari/Tanggal	
Kelas/Semester	X/I
Tujuan Pembelajaran	Setelah pembelajaran diterapkan siswa diharapkan: 1. Siswa dapat menyusun berbagai topik sederhana berdasarkan gambar 2. Siswa menentukan tema karangan 3. Siswa Menyusun kerangka karangan 4. Siswa mengembangkan karangan menjadi karangan yang padu 5. Siswa dapat menggunakan bahasa dan ejaan yang tepat
Guru yang diamati	Klaudia Maya Ginting

Petunjuk :

- Beri tanda centang pada kolom salah satu pilihan penilaian yang sesuai dengan hasil pengamatan ada untuk setiap aspek yang diobservasi.
- Nilai A= sangat baik, nilai B=baik, C= cukup, nilai D = kurang, nilai E= sangat kurang

No	Observed Aspect	A	B	C	D	E	Score
1.	Give the Greetings						
2.	Hold an apperception						
3.	Give the topic and learning objectives						
4.	Carry out learning systematically						
5.	Carry out learning in accordance with the sequence and description of learning activities						
6.	Using the role playing learning model in accordance with the sequence of activities and learning						
7.	Using the time allocation accprdeing to lesson plan						
8.	Make a summary						
9.	Conduct evaluation						

Observer

**LEMBAR PENGAMATAN PELAKSANAAN PEMBELAJARAN
(AKTIVITAS SISWA SIKLUS I)**

Mata Pelajaran	Bahasa Inggris
Pokok Bahasan	Menulis Narrative Text
Hari/Tanggal	
Kelas/Semester	X/I
Tujuan Pembelajaran	Setelah pembelajaran diterapkan siswa diharapkan: 1.Siswa dapat menyusun berbagai topik sederhana berdasarkan gambar 2. Siswa menentukan tema karangan 3. Siswa Menyusun kerangka karangan 4. Siswa mengembangkan karangan menjadi karangan yang padu 5. Siswa dapat menggunakan bahasa dan ejaan yang tepat
Guru yang diamati	Siswa Kelas X SMA KATOLIK 2 KABANJAHE

Petunjuk :

- Beri tanda contreng pada kolom salah satu pilihan penilaian yang sesuai dengan hasil pengamatan ada untuk setiap aspek yang diobservasi.
- Nilai 1= sangat kurang, nilai 2=kurang baik, nilai 3= cukup, nilai 4 = baik, nilai 5= sangat baik

No.	Observed Aspect	A	B	C	D	E	Score
1.	Readiness to receive learning						
2.	Listen to the teacher's explanation carefully						
3.	Pay attention and take notes on the teacher's explanation						
4.	Quiet learning activities						
5.	Group Activity						
6.	Work together in groups						
7.	Increase in learning activities						
8.	Activeness in responding to learning						
9.	Do the test						

Observer

LEMBAR PENGAMATAN PELAKSANAAN PEMBELAJARAN (AKTIVITAS GURU SIKLUS II)

Mata Pelajaran	Bahasa Inggris
Pokok Bahasan	Menulis Narrative Text
Hari/Tanggal	
Kelas/Semester	X/I
Tujuan Pembelajaran	Setelah pembelajaran diterapkan siswa diharapkan: 1. Siswa dapat menyusun berbagai topik sederhana berdasarkan gambar 2. Siswa menentukan tema karangan 3. Siswa Menyusun kerangka karangan 4. Siswa mengembangkan karangan menjadi karangan yang padu 5. Siswa dapat menggunakan bahasa dan ejaan yang tepat
Guru yang diamati	Klaudia Maya Ginting

Petunjuk :

- Beri tanda conteng pada kolom salah satu pilihan penilaian yang sesuai dengan hasil pengamatan ada untuk setiap aspek yang diobservasi.
- Nilai A= sangat baik, nilai B=baik, C= cukup, nilai D = kurang, nilai E= sangat kurang

No	Observed Aspect	A	B	C	D	E	Score
1.	Give the Greetings						
2.	Hold an apperception						
3.	Give the topic and learning objectives						
4.	Carry out learning systematically						
5.	Carry out learning in accordance with the sequence and description of learning activities						
6.	Using the role playing learning model in accordance with the sequence of activities and learning						
7.	Using the time allocation accprdeing to lesson plan						
8.	Make a summary						
9.	Conduct evaluation						

Observer

**LEMBAR PENGAMATAN PELAKSANAAN PEMBELAJARAN
(AKTIVITAS SISWA SIKLUS II)**

Mata Pelajaran	Bahasa Inggris
Pokok Bahasan	Menulis Narrative Text
Hari/Tanggal	
Kelas/Semester	X/I
Tujuan Pembelajaran	Setelah pembelajaran diterapkan siswa diharapkan: 1. Siswa dapat menyusun berbagai topik sederhana berdasarkan gambar 2. Siswa menentukan tema karangan 3. Siswa Menyusun kerangka karangan 4. Siswa mengembangkan karangan menjadi karangan yang padu 5. Siswa dapat menggunakan bahasa dan ejaan yang tepat
Guru yang diamati	Siswa Kelas X SMA KATOLIK 2 KABANJAHE

Petunjuk :

1. Beri tanda conteng pada kolom salah satu pilihan penilaian yang sesuai dengan hasil pengamatan ada untuk setiap aspek yang diobservasi.
2. Nilai 1= sangat kurang, nilai 2=kurang baik, nilai 3= cukup, nilai 4 = baik, nilai 5= sangat baik

No.	Observed Aspect	A	B	C	D	E	Score
1.	Readiness to receive learning						
2.	Listen to the teacher's explanation carefully						
3.	Pay attention and take notes on the teacher's explanation						
4.	Quiet learning activities						
5.	Group Activity						
6.	Work together in groups						
7.	Increase in learning activities						
8.	Activeness in responding to learning						
9.	Do the test						

Observer

RENCANA PELAKSANAAN PEMBELAJARAN

(SIKLUS II)

Mata Pelajaran : Bahasa Inggris

Kelas : X

Alokasi Waktu : 2 x 35 menit

A. STANDAR KOMPETENSI

8. Menulis

Mengungkapkan pikiran, perasaan dan informasi secara tertulis dalam bentuk karangan, pengumuman dan tulisan lainnya.

B. KOMPETENSI DASAR

8.1 Menyusun karangan tentang topik sederhana berbagai topik sederhana dengan penggunaan tulisan yang tepat

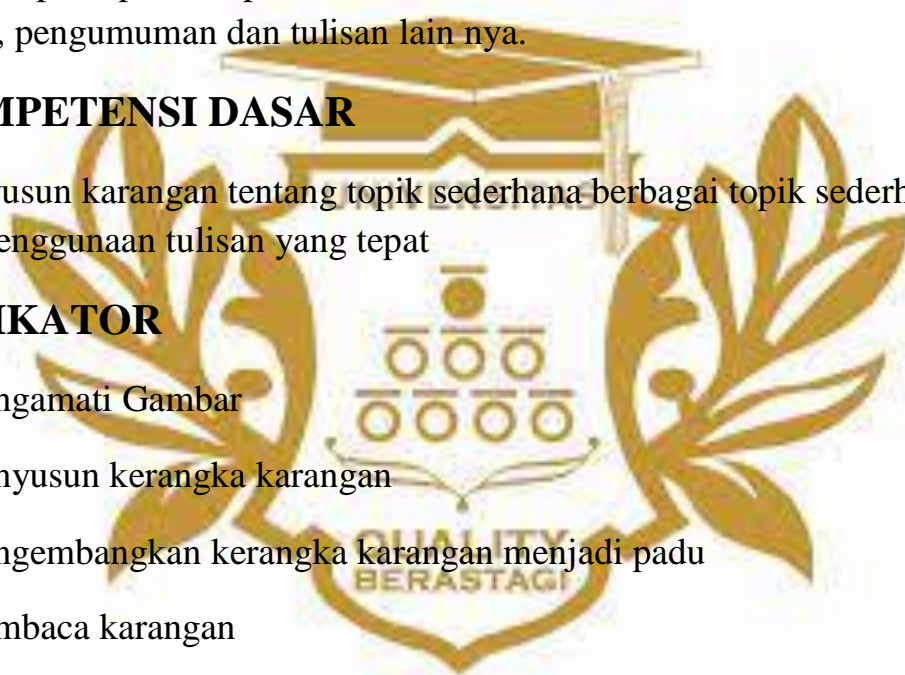
C. INDIKATOR

1. Mengamati Gambar
2. Menyusun kerangka karangan
3. Mengembangkan kerangka karangan menjadi padu
4. Membaca karangan

D. TUJUAN PEMBELAJARAN

1. Siswa dapat menyusun berbagai topik sederhana berdasarkan rangkaian gambar
2. Siswa menentukan tema karangan
3. Siswa menyusun kerangka karangan
4. Siswa mengembangkan karangan menjadikarangan yang padu
5. Siswa dapat menggunakan ejaan yang sesuai dan tepat

E. MATERI



Mengulis Narrative Text

F. METODE PEMBELAJARAN

1. Ceramah

2. Pemberian tugas

G. LANGKAH-LANGKAH PEMBELAJARAN

Kegiatan Pembelajaran		Waktu
Kegiatan Awal	-Membuka pelajaran, berdoa dan mengadakan presensi	5 Menit
	-Guru melakukan apersepsi terhadap materi yang akan diajarkan, apersepsi berupa pertanyaan tentang materi yang sebelumnya diajarkan yaitu menulis karangan berdasarkan pengalaman pribadi	5 Menit
Kegiatan Inti	<p>Eksplorasi</p> <ul style="list-style-type: none">-Guru menampilkan wall chart di papan tulis-Siswa memperhatikan wall chart di papan tulis- Guru menjelaskan pengertian narrative text dan unsur yang harus diperhatikan dalam menulis narrative text <p>Elaborasi</p> <ul style="list-style-type: none">-Siswa diminta menentukan judul dari wall chart yang ditampilkan- Dengan bimbingan guru, siswa menentukan kalimat dari setiap chart <p>-Siswa menyusun kerangka karangan</p> <p>-Siswa mengembangkan karangan menjadi padu</p> <p>-Siswa di test menulis karangan dari wall cart yang ditampilkan</p>	50 Menit
Kegiatan Akhir	<p>Konfirmasi</p> <ul style="list-style-type: none">-Siswa dengan bimbingan guru menyimpulkan materi yang telah diajarkan-Guru menutup pelajaran	10 Menit

Mengetahui

Kabanjahe, Juli 2022

Guru Bahasa Inggris Kelas X

Peneliti

Klaudia Maya Ginting



SOAL TES MENULIS NARRATIVE TEXT

SIKLUS I

The Legend of Lake Toba

Long time ago, a young man lived in a valley in North Sumatera. He was poor and lived with nobody. Every day, he went to the river and caught some fish to eat.

One day, he went fishing after working in the fields. But not like the other days, he got nothing even after waiting for hours. When he decided to go home, he felt the rod jolted. That's fish! He pulled the rod out and he was jolly to see a small goldfish. Imagining that he would eat a goldfish, he went home excitedly.

At home, the young man put the small fish on the table. He prepared some firewood to cook. When everything was ready, he went back to the kitchen. But he saw nothing on the table! The fish disappeared! Instead, he saw a beautiful woman.

After having a short conversation, the young man asked to marry her. She accepted only in one condition, the man should never mention where she came from. The man agreed and they got married. They had a handsome yet naughty boy named Samosir.

One day, Samosir made his father angry. The man shouted loudly and said the prohibited words. He said that Samosir was son of fish. Suddenly, rain fell for weeks and turned the valley into a lake.

Questions

1. From the text above we know that

 - A. Samosir is not son of fish
 - B. The man is rich
 - C. The goldfish turns into a beautiful woman
 - D. The beautiful woman is not married to the man

2. What is the main idea of paragraph 2?

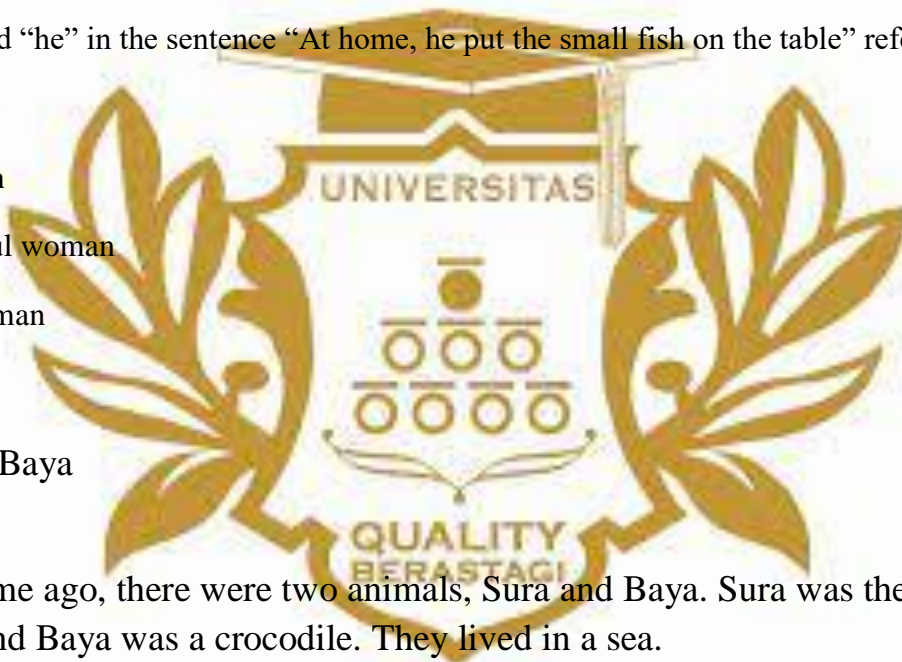
- A. The man caught a gold fish
 - B. Fishing is the man's hobby
 - C. The man married the goldfish
 - D. They have a handsome boy
3. What is the moral lesson of the story?

- A. Don't go fishing
- B. We have to keep our promise
- C. Don't eat fish
- D. We must not marry a goldfish

4. The word "he" in the sentence "At home, he put the small fish on the table" refers to....

- A. Samosir
- B. Goldfish
- C. Beautiful woman
- D. Young man

Sura and Baya



A long time ago, there were two animals, Sura and Baya. Sura was the name of a shark and Baya was a crocodile. They lived in a sea.

Once Sura and Baya were looking for some food. Suddenly, Baya saw a goat.

"Yummy, this is my lunch," said Baya.

"No way! This is my lunch. You are greedy" said Sura. Then they fought for the goat. After several hours, they were very tired.

Feeling tired of fighting, they lived in the different places. Sura lived in the water and Baya lived in the land. The border was the beach, so they would never fight again.

One day, Sura went to the land and looked for some food in the river. He was very hungry and there was not much food in the sea. Baya was very angry when he knew that Sura broke the promise.

They fought again. They both hit each other. Sura bit Baya's tail. Baya did the same thing to Sura. He bit very hard until Sura finally gave up and went back to the sea. Baya was happy.

5. What is the title of a narrative text above?

6. How many characters in the story?

7. What is seen by Baya?

8. Why are they fighting?

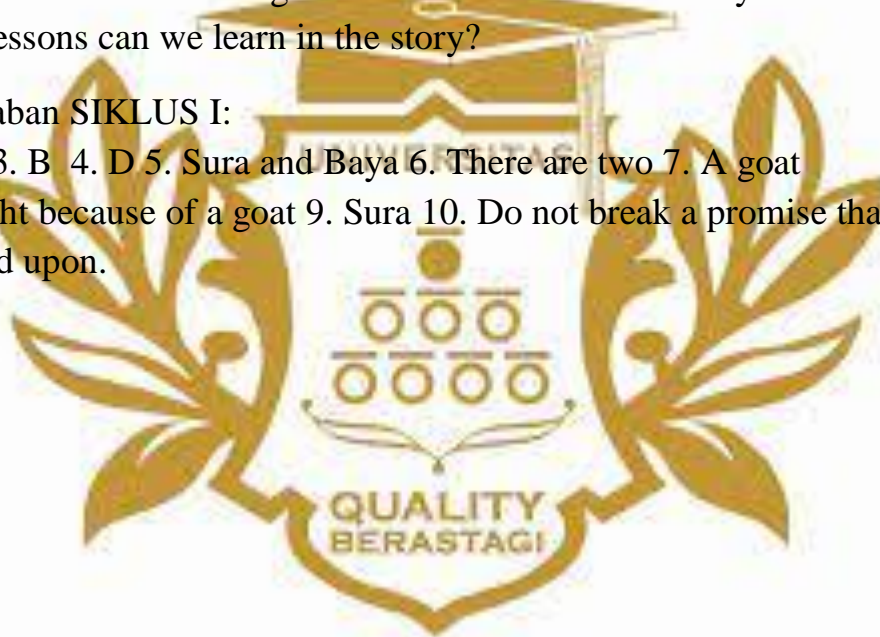
9. Anyone who violates the agreement between Sura and Baya?

10. What lessons can we learn in the story?

Kunci jawaban SIKLUS I:

1. C 2. A 3. B 4. D 5. Sura and Baya 6. There are two 7. A goat

8. They fight because of a goat 9. Sura 10. Do not break a promise that has been agreed upon.



SOAL TES MENULIS NARRATIVE TEXT

SIKLUS I

The Lion King

In the Pride Lands of Africa, a lion ruled over the animals as a king. The birth of King Mufasa and Queen Sarabi's son Simba created envy and resentment in Mufasa's younger brother, Scar, who knew his nephew now replaced him as heir to the throne. After Simba had grown into a young cub, Mufasa gave him a tour of the Pride Lands, teaching him the responsibilities of being a king and the Circle of Life. Later that day, Scar tricked Simba and his best friend Nala into exploring a forbidden elephant graveyard, despite the protests of Mufasa's hornbill majordomo Zazu. At the graveyard, three spotted hyenas named Shenzi, Banzai, and Ed attack the cubs before Mufasa, alerted by Zazu, saved them and forgave Simba for his actions. That night, the hyenas, who were allied with Scar, plot with him to kill Mufasa and Simba.

The next day Scar lured Simba to a gorge and told him to wait there while he got Mufasa. On Scar's orders, the hyenas stampeded a large herd of wildebeest into the gorge. Mufasa saved Simba, but as Mufasa tried to climb up the gorge's walls, Scar threw him back into the stampede, where he was trampled to death. After Simba found Mufasa's body, Scar convinced him he was responsible for his father's death and advised Simba to flee the kingdom. As Simba left, Scar ordered Shenzi, Banzai, and Ed to kill the cub, but Simba escaped. That night, Scar announced to the pride that both Mufasa and Simba were killed in the stampede and stepped forward as the new king, allowing a pack of hyenas to live in the Pride Lands.

After running far away, Simba collapsed from exhaustion in a desert. Timon and Pumbaa, a meerkat and a warthog, found him and nursed him back to health. Simba subsequently grew up with them in the jungle, living a carefree life with his friends under the motto "Hakuna Matata" ("no worries" in Swahili). When he was a young adult, Simba saved Timon and Pumbaa from a hungry lioness, who turned out to be Nala. She and Simba reconciled and fell in love. Nala urged Simba to return home, telling him the Pride Lands had become a wasteland with not enough food and water. Feeling guilty over his father's

death, Simba refused and stormed off, leaving Nala disappointed and angry. As Simba exited the jungle, he encountered Mufasa's mandrill friend and advisor, Rafiki. Rafiki told Simba that Mufasa was "alive" and took him to a pond. There Simba was visited by the ghost of Mufasa in the sky, who told him he took his rightful place as the king of the Pride Lands. Simba realized he could no longer run from his past and went home. Nala, Timon, and Pumbaa joined him and agreed to help him.

At the Pride Lands, Simba saw Scar hit Sarabi and confronted him, but Scar taunted Simba over his "part" in Mufasa's death. However, when Scar pushed Simba to the edge of Pride Rock, he revealed that he killed Mufasa. Enraged, Simba roared back up and forced Scar to reveal the truth to the pride. Timon, Pumbaa, Rafiki, Zazu, and the lionesses fended off the hyenas while Scar, attempting to escape, was cornered by Simba at the top of Pride Rock. Scar begged Simba for mercy, insisting that he was family and placing the blame on the hyenas. Simba no longer believed Scar but spared his life on the grounds of forever leaving the Pride Lands. Scar appeared to comply but then attacked his nephew. After a fierce fighting, Simba threw his uncle off Pride Rock. Scar survived the fall but was attacked and eaten alive by the hyenas, who overheard his attempted to betray them.

With Scar and the hyenas gone, Simba ascended to the top of Pride Rock and took over the kingdom as the rain fell again. Sometime later, with Pride Rock restored to its former glory, Simba looked down happily at his kingdom with Nala, Timon, and Pumbaa by his side; Rafiki presented Simba and Nala's newborn cub to the inhabitants of the Pride Lands, and the Circle of Life continued.

Questions

How many main characters were in this story?

Who was Mufasa?

Where did they live?

1. Who was the king after Mufasa?
2. Why did Simba leave the Pride Lands when he was young?
3. Who was Nala?

What were the characters of Timon?

When did Simba go back to Pride Land?

What did Simba do to Scar?

What was the ending of the story?

Kunci Jawaban SIKLUS II

This story had some characters, but the main characters of this Story were Simba and Nala.

Mufasa was the King of Pride Lands. He was Simba's father.

They lived in Pride Lands of Africa.

Scar was the next king after Mufasa.

Simba left the Pride Lands because he felt guilty for his father's death.

Nala was Simba best friend.

The characters of Timon were fun, loyal and brave.

Simba was back when he realized that Pride Lands needed him to change the circle of life.

Simba through Scar off Pride Rock. Scar survived that incident but was attacked and eaten alive by the hyenas, who overheard his attempted to betray them.

This was a happy ending story because Simba was The King of Pride Lands and he restored the circle of life to glory as his father did before.

